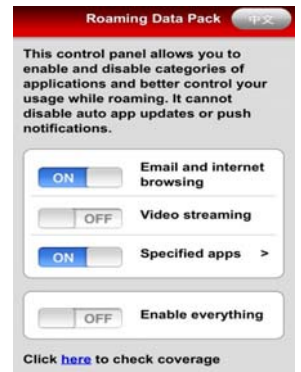
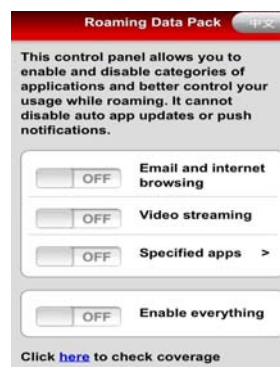



## How to turn applications on with the control panel

### A. Smartphones (iPhone, Android, Windows Mobile, Blackberry)



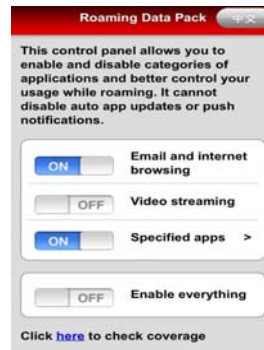
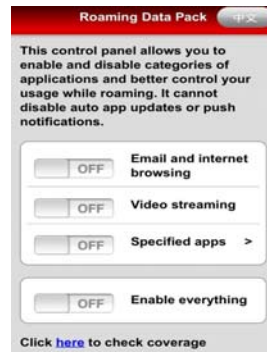
1. On home screen, open ST apps

2. Tap "Roaming Data Pack" icon

3. Default settings are OFF

4. Turn the categories of applications you need ON to enable them

### B. Feature phones



1. Open browser, enter <http://wap.smartone.com/wmc/jsp/rdp/touch/rdp.jsp> and book mark it

2. Default settings are OFF

3. Turn the categories of applications you need ON to enable them

#### ■ User Tips :

- Use the control panel to adjust the settings before travel, change it when you need to.
- Even when all app categories are OFF in the app, the phone will continue to consume small amounts of uplink data. This is due to automatic apps updates sending network requests for data use or you attempts to use apps or browsers. If you want to completely avoid roaming data charges, you have to switch off data roaming in your phone's settings.